

# Sage 200 Business Intelligence

## Introducing Sage 200 Business Intelligence


**As a leading supplier of software for businesses of all sizes, Sage is uniquely positioned to ensure customers receive the maximum benefit from their business systems and data, as part of the Sage 200 Platform, Sage 200 BI is available to all customers moving to the Sage 200 Suite.**

Sage 200 BI utilises powerful cubes, enabling you to extract real intelligence about your business from data accumulated every day in the normal course of operations. A cube is a set of data which uses pre-calculated measures and dimensions, enabling every available view of the data, allowing you to decide how to analyse your data in the way you want.

### **Sage 200 Business Intelligence Features:**

- **Pre-defined data cubes**  
Sage 200 BI comes with powerful pre-defined data cubes enabling every view of your data. Sage 200 BI has 5 financial data cubes and 8 commercial data cubes enabling quick access to all your financial and commercial data.
- **Reporting and analytics within the comfort of Microsoft Excel**  
Sage 200 BI brings business data into the familiar Microsoft Excel environment allowing quick analysis of company data from many different angles. This means that the features of Excel, such as ease of formatting (layout and printing), calculations and macros can all be used to enhance the reports created using Sage 200 BI.
- **Pre-defined reports out of the box**  
Sage 200 BI is supplied with time saving, pre defined reports allowing you to analyse and understand financial and commercial information within your Sage 200 solution. For example - Profit & Loss by cost centre and department, Sales by Customer by Month, Stock Valuation last 3 months, Trend In Overdue orders and Stock

Movements by Product Group - and many more.



- **Easy to understand terminology and usage.**  
Sage 200 BI can be used and understood by all customers regardless of your technical ability as there is no technical knowledge or pre-requisites required to use the tool.
- **Make faster, better informed and confident strategic decisions.**  
Sage 200 BI provides quick and easy access to information that has not easily been available through Sage 200. The report fields can be changed in seconds to allow quick and easy reporting and analysis.
- **Save essential time on reporting.**  
Sage 200 BI provides a superior alternative to complex spreadsheet reporting with reports that are easy to create, derived from data that is easily accessed and automatically refreshed. Sage 200 BI gives one version of the truth and reduces the need for complex time consuming spreadsheets which require manual intervention and manipulation - it enables quick, easy analysis, allowing you to identify trends and anomalies.
- **Easy and fast deployment.**  
A fast and easy tool which can be deployed across the business in a few hours with minimal disruption to your business operations.
- **Uses reliable Microsoft SQL Server Analysis Services.**  
Sage 200 BI uses SQL Server Analysis Services which is a market leading OLAP (On Line Analytical Processing) technology, meaning Sage 200 BI is built using market leading Microsoft technology.
- **Report Wizard.**  
Sage 200 BI comes with a report wizard as standard. The report wizard is a powerful editing tool which provides flexibility and ease of use by enabling you to extract the information you require and display it in the way you want.
- **Drill Across.**  
Allows you to go from a summary report to detailed analysis of specific items within the report. You can drill down through increasing levels of data for more detailed analysis.
- **Drill To Detail.**  
Provides you with the ability to analyse to a transactional level to allow further detailed analysis of your data.  
Drill to Detail allows you to show the underlying values that make up the totals that are shown in a report.
- **Change the report parameters.**  
Enables multi-dimensional analysis, by allowing you to quickly flick between data by changing the report to get a different view of your data and a better insight of your business.
- **Sort, Filter and subtotal functionality.**  
This functionality allows the data to be manipulated making it easy to view and analyse. These additional features provide additional flexibility allowing you to create the reports that you require to suit your business needs.

- **Conditional Formatting.**

Provides a very quick and easy method of spotting exceptions within a report by highlighting anomalies within your data, thus saving you valuable time.

- **Dynamic Charts.**


Easily add charts to reports to give a graphical representation of the data - ideal for presentations and reporting.

- **Ad-hoc analysis via Report Layout Panel.**

Provides full flexibility to create reports, which can be configured and designed specifically for your requirements.

- **Flexible layout options to produce formal reports.**

Produce professional and aesthetic, easy to understand reports and dashboards quickly and easily – ideal for use in presentations, meaning the right people can quickly interpret important data. You can layout all forms of reports exactly as required within Microsoft Excel. You can also build dashboard reports with multiple linked queries and charts as seen below:




- **Report Sets.**  
Automate the creation of multiple reports to create report packs and save time on reporting.
- **Link reports.**  
Allows you to create a dashboard of a number of reports that can all be linked and updated together by enabling synchronisation between reports within a workbook.
- **Insert user defined rows and columns into reports.**  
Add additional rows or columns in a report to add additional calculations using Excel formulae to meet reporting needs. Increasing flexibility to utilise Excel functionality within a Sage BI report.
- **Named Sets.**  
Save time and improve reporting by creating sets specific to the business. For example, create a set for the last 6 months to quickly be able to show data for each of the previous 6 months.
- **Calculated Members.**  
Extend reports by creating additional calculations as required. You can define additional calculations based on existing data within a report.

**For more information contact MCS Computers at**

Telephone: 01 4507846

Email: [info@mcscomputers.ie](mailto:info@mcscomputers.ie)



MCS Computers are  
a fully accredited Sage  
Business Partner

MCS Computers Ltd. Waverley Business Park, Old Naas Road, Dublin 12  
Ph: 01-4507846 Fax: 01-4501969 Email: [info@mcscomputers.ie](mailto:info@mcscomputers.ie) Web: [www.mcscomputers.ie](http://www.mcscomputers.ie)